



Underground Catalog



Cable Installation - Utility Locating



Cable Pulling and Locating Solutions

Jameson became the first U.S. manufacturer of continuous fiberglass conduit rodders in 1980. Today, our line of Buddy Rodders is the most comprehensive in the industry for pulling underground cable.

Building on the rugged Buddy design, Jameson developed Duct Hunter traceable rodders to map buried pipe from above ground by one man without digging. This technology increases safety in addition to saving time and money.

In response to the needs of gas and water utilities, Jameson provided an advanced technology with Live Tracers. Introduced in 2012, Live Tracers allow utilities to map live underground gas or water lines with minimal disruption to roads and landscapes.



1451 Old North Main Street - Clover, South Carolina 29710
customerservice@jamesonllc.com

www.SpartacoGroup.com

800.346.1956

Buddy® Conduit Rodders For Cable Pulling	
Buddy® And Accessories Overview	4
Little Buddy	5
Easy Buddy	5
Good Buddy	6
Big Buddy	7
Duct Hunter® Traceable Rodder For Pipe	
Duct Hunter® Rodders	8-9
Mini Duct Hunter®	10
Sonde And Adapters	
Sonde And Adapters For Rodders	11
Live Tracers For Locating Gas Mains & Service Lines	
Live Tracer For Gas Service Lines	12
Live Tracer For Gas Mains	13-15
Live Tracers For Locating Water Service Lines	
Live Tracer For Water Service Lines	16
Tracing Water Mains	17
Hazardous Location Lights	18
Inductive Clamp Adapter For Poles	19



Notice

The information in this catalog is effective October 2017 and supersedes all previous catalogs. Since product improvement is a continual process at Jameson, specifications are subject to change without notice.



Non-Conductive Fiberglass Conduit Rodders For Long Distance Cable Runs

Since 1980, Jameson's Buddy® System of rodders and fish tapes have evolved to become the most comprehensive in the industry.

Whether installing short run electrical wire or running long distance copper or fiber optic cable, Jameson has a Buddy® to handle the job for you.

The Jameson Fiberglass Advantage

- Fiberglass core is coated with high visibility polymer sheath to protect against rod abrasion and reduce friction.
- Round, flexible rod slides easily over wires in occupied conduit
- Exceptional bending strength for maneuvering tight turns
- Non-conductive and will not kink
- Accessories attach to fiberglass rod for greater versatility and easier fishing

	Rod Diameter	Rod Core	Lengths Available	Tensile/ Pull Strength*	Bend Radius	Recommended Conduit	Usage
Little Buddy®	3/16"	.130"	150' - 300'	300-lb	2.5"	3/4" to 1-1/2"	Inside and outside conduit drops
Easy Buddy®	1/4"	.197"	300' - 500'	400-lb	4"	1" to 2"	Rodding conduit into buildings, hand hole to hand hole
Good Buddy®	3/8"	.250"	300' - 400'	1,200-lb	7"	2" to 4"	Confined areas; manhole to riser, riser to riser, cable vaults
Good Buddy® II	3/8"	.250"	400' - 600'	1,200-lb	7"	2" to 4"	Longer runs; manhole to riser, riser to riser, cable vaults
Good Buddy® III	3/8"	.250"	300' - 400'	1,200-lb	7"	2" to 4"	Maximum portability; manhole to riser, riser to riser, cable vaults
Big Buddy®	1/2"	.375"	400' - 1,000	1,300-lb	10"	4"+	Manhole to manhole or long run cable pulls
Mega Buddy®	1/2"	.375"	1,500	1,300-lb	10"	4"+	Manhole to manhole or long run cable pulls
<p>* Strength rating of rod/end ferrule bond. Actual fiberglass rod has higher ultimate tensile strength. All Buddies® are shipped with End Ferrule and Pulling Eye. Custom rod lengths available for special applications</p>							

Accessories For Greater Versatility	
Pulling Eye	Attach to end fitting of rod for pull line attachment to rod
Swivel Eye	Attach pull line or grip to freely rotating eye
Splice Repair Kit	Splice Ferrule, Adhesive, Emery Cloth
Roller Guide	Guide rod through bends, sweeps, misalignments, wires
Roller Guide With Spring Adapter	Heavy duty spring attached to swivel roller guide helps push rod past difficult bends or debris in pipe
Swivel Coupling	Connect two rods when single length is not long enough; provides rotation when pulling line, wire or rope.
End Ferrule Repair	End Ferrule, Adhesive, Emery Cloth
Grapple Set	Connect two rodders from opposite directions
Flexible Leader	Guide rod through bends, sweeps, misalignments
Stinger Tip	Guide rod through bends, sweeps, misalignments
Shackle Fitting	Use with Swivel Eye for larger pulling loop to attach Pulling Eye
Grapple Set	Connects two rodders from opposite directions



3/16" Lightweight, Portable Fish Tape

Ideal for running inside and outside conduit drops; home drops from the hand-hole box to a building; and light pole and control wiring or walker ducts.

- Operates vertically or horizontally.
- Drag brake and safety feed eye to control payout.
- Bend Radius: 2.5"
- 300-lb. pull/tensile strength
- Male end ferrule: #12-24 thread pitch
- Accessory Kit included
- Dimensions: 36 X 24 X 12.5

Part Number	Little Buddy® Accessories Thread Size 12-24 UNC
10-160	Pulling Eye
10-162	Flexible Leader with Pull Eye
10-163	Flexible Leader with Ball Tip
10-140	Splice Repair Kit
10-146	End Ferrule Repair Kit
10-316-AK	Accessory Kit - 2 Pulling Eyes, 2 Leaders, Splice Ferrule, 2 End Ferrules, Adhesive, Emery Cloth, Canvas Pouch



Little Buddy®	Part Number
150' X 3/16" Little Buddy	10-316-150
200' X 3/16" Little Buddy	10-316-200
250' X 3/16" Little Buddy	10-316-250
300' X 3/16" Little Buddy	10-316-300



1/4" Flexible Rod For Tight Turns And Long Runs

The lightweight Easy Buddy® is designed for rodding or fishing in conduit of 1-2" diameter. A drag brake controls pay out for handling rod.

- 4" Bending Radius
- 400-lb Pull/Tensile Strength
- Male end ferrule: #5/16"-18 thread pitch
- Includes End Ferrule and Pulling Eye
- Accessory Kit included
- Dimensions: 28.5" x 24" x 11"

Part Number	Accessories
6-14-AK	Accessory Kit - Splice Ferrule, Pulling Eye, End Ferrule, Adhesive, Emery Cloth, Pouch
6-139	Swivel Eye
6-140	Splice Repair Kit
6-141	Roller Guide
6-143	Swivel Coupling
6-146	End Ferrule Repair
6-148	Rod Grapple Set
6-160	Pulling Eye
6-162	Flexible Leader



Part Number	Easy Buddy®
6-14-300M	300' X 1/4" Easy Buddy
6-14-400M	400' X 1/4" Easy Buddy
6-14-500M	500' X 1/4" Easy Buddy

Rod is marked in 5' increments. Add 'MM' to part number for metric measure (1m increments).

3/8" Rod For Conduit 2-4" In Diameter

The Good Buddy® family meets various applications for 3/8" rod: Manhole-to-riser, riser-to-riser, cable vaults and large conduit runs.

- 7" Bending Radius
- Male end ferrule: #3/8"-16 thread pitch
- 1200-lb pull/tensile strength
- Accessory Kit, End Ferrule and Pulling Eye Included



Detach or Fold Frame For Use In Confined Areas

- 300' and 400' lengths
 - Folds to 10" width for carrying into manholes
 - Reel can be detached from frame
 - Frame handle for easy transport
 - Friction brake and safety roller feed
 - Operates vertically or horizontally
- 29"H x 29"L x 27"W (Folds to 10" Width)



Increased Rod Length For Longer Runs

- 400', 500' and 600' lengths
 - Oversized wheels support weight of longer rod
 - Frame handle and wheels for transport
 - Friction brake and safety roller feed
 - Operates vertically or horizontally
- 39"H x 32"L x 18"W



Smaller Frame For Maximum Portability

- 300' and 400' lengths
 - Wheels and frame handle for transport
 - Smaller frame size than GB or GB II
 - Friction brake and safety roller feed
 - Operates vertically or horizontally
- 34"H x 26.5"L x 15.5"W

Part Number	Good Buddy® Rodders
9-25-300M	300' X 3/8" Good Buddy
9-25-400M	400' X 3/8" Good Buddy
11A-25-400M*	400' X 3/8" Good Buddy II
11A-25-500M*	500' X 3/8" Good Buddy II
11A-25-600M*	600' X 3/8" Good Buddy II
9A-25-300M	300' X 3/8" Good Buddy III
9A-25-400M	400' X 3/8" Good Buddy III

* Add "AWK" to part number for all-terrain wheels



All Terrain Wheel

Part Number	Good Buddy Accessories
9-25-AK	Accessory Kit - End Ferrule, Splice Ferrule, Adhesive, Emery Cloth, Pouch
9-139	Swivel Eye
9-141	Roller Guide
11-142	Shackle Fitting
9-143	Swivel Coupling
9-148	Rod Grapples
9-25-12ST	12" Stinger Tip
9-25-24ST	24" Stinger Tip
9-140	Splice Repair Kit
9-146	End Ferrule Repair
11A-AWK	All Terrain Wheel Kit - 2 Replacement wheels/axle for Good Buddy II only

All Good Buddy® conduit rodder models come standard with rod marked in 5' increments. Add 'MM' to part number for metric measure (1m increments).

1/2" Rod For Conduit 4" Or Larger

Heavy duty non-conductive rodder for manhole-to-manhole work or long-run cable pulls. With the ability to operate vertically or horizontally, the Big Buddy has the versatility to handle the toughest jobs.

- Drag brake and safety feed eye to control pay out.
- 10" Bending Radius
- 1,300- lb Pull/Tensile Strength
- Male end ferrule: 3/8"-16 thread pitch
- Includes End Ferrule and Pulling Eye
- Accessory Kit included
- Dimensions: 47.5" x 44" x 20"



Part Number	Big & Mega Buddy®
11-38-400M	400' X 1/2" Big Buddy
11-38-500M	500' X 1/2" Big Buddy
11-38-600M	600' X 1/2" Big Buddy
11-38-800M	800' X 1/2" Big Buddy
11-38-1000M	1,000' X 1/2" Big Buddy
11-38-1500M	1,500' X 1/2" Mega Buddy includes all-terrain wheels

Rod is marked in 5' increments. Add 'MM' to part number for metric measure (1m increments).

Add 'AWK' to part number for all-terrain wheels



Utilizing the Big Buddy frame, the Mega Buddy features 1,500' rod and all-terrain wheels for longer cable pulls

Part Number	Big Buddy Accessories	
11-38-RK	Repair Kit	2 Splice Ferrules, End Ferrule, Emery Cloth, Adhesive, Canvas Pouch
11-139	Swivel Eye	Attaches pull line to rod
11-141	Roller Guide	Guides rod around bends, sweeps, misalignments, wires
11-142	Shackle Fitting	Use with swivel eye for larger pulling loop to attach pulling eye
11-143	Swivel Coupling	Connects two rods when single length is not long enough; provides rotation when pulling line or wire
11-148	Rod Grapple Set	Connects two rodgers from opposite directions
11-25-6ST	6' Stinger Tip	Guides rod through bends, sweeps and misalignments
11-25-8ST	8' Stinger Tip	
11-140	Splice Repair Kit	Splice Ferrule, Adhesive, Emery Cloth
11-146	End Ferrule Repair	End Ferrule, Adhesive, Emery Cloth
11-AWK	Wheel Kit	All Terrain Wheel Kit - 2 Replacement wheels/axle for Big and Mega Buddy





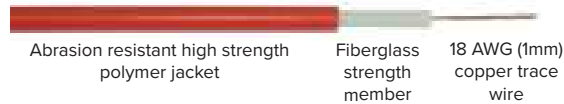
Trace Underground Pipe With Minimal Digging

Connect a signal transmitter to the Duct Hunter™ to energize unit with a specific frequency. When rod is pushed into underground pipe, the signal radiates through the soil to the surface.

A signal receiver detects the frequency applied to the Duct Hunter™, allowing the entire buried utility pipe to be traced and marked continuously from above ground by one man without digging.

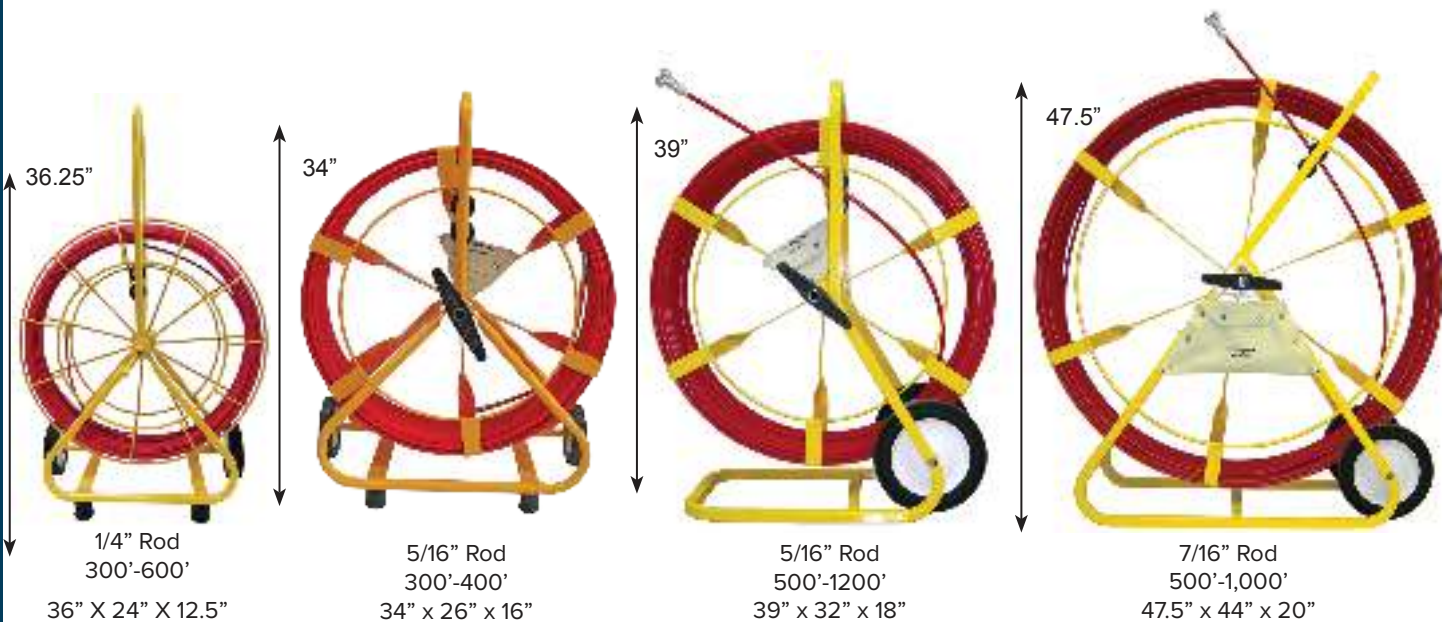
- Trace To Depths Up To 10'
- Locate Sewer Laterals To Confirm No Cross Bore Has Occurred
- Locate Ductile Iron, Plastic, Tile Or Concrete Pipe
- Rod's ferrule attaches to sonde, roller guide or pulling eye
- Accessory kit included
- Sonde adapters available

Less Disruption To Roads And Landscapes
Minimal Pavement Breakage, Excavation, & Restoration



Attach alligator clip from standard field transmitter to Duct Hunter end ferrule. Attach the other transmitter clip to ground spike.

The copper wire inside rod is energized with an electromagnetic signal detectable above ground with a hand-held signal receiver.



Duct Hunter	Rod Diameter	Length	Recommended Conduit Size	Tensile/ Pull Strength	Male End Ferrule Thread Pitch
16-14-300M	1/4"	300'	1-2"	400-lb	1/4"-20
16-14-400M	1/4"	400'			
16-14-500M	1/4"	500'			
16-14-600M	1/4"	600'			
12-516-300	5/16"	300'	2" - 4"	400-lb	3/8"-16
12-516-400	5/16"	400'			
12A-516-500 *	5/16"	500'			
12A-516-600 *	5/16"	600'			
12A-516-700 *	5/16"	700'			
12A-516-800 *	5/16"	800'	4" or Larger	1000-lb	38/"-16
13-716-500 *	7/16"	500'			
13-716-600 *	7/16"	600'			
13-716-800 *	7/16"	800'			
13-716-1000 *	7/16"	1000'			

* Add "-AWK" To Part Number for All Terrain Wheels on Duct Hunter Models Noted Above.

Rod marked in 5' increments
Use 'MM' for metric measure in 1m increments



7/16" Duct Hunter	5/16" Duct Hunter	1/4" Duct Hunter	Accessories		
13-716-AK	12-516-AK		Accessory Kit	Roller Guide, End Ferrule, Splice Ferrule, 2 Adhesive, 2 Emery Cloth, Canvas Pouch	
		16-14-AK	Accessory Kit	Flexible Spring Tip, End Ferrule, Splice Ferrule, 2 Adhesive, 2 Emery Cloth, Canvas Pouch	
9-141	9-141	N/A	Roller Guide	Guides rod through bends, sweeps, misalignments & wires; Increases contact with pipe on lead end of rod to improve overall signal strength	
9-171	9-171	N/A	Roller Guide Spring Adapter	Heavy duty spring attached to swivel roller guide helps push rod past difficult bends or debris in pipe	
9-169	9-169			Heavy Duty Flexible Adapter with Chain, Fits 3/8" & 1/2" Buddy Rodders; 5/16" & 7/16" Duct Hunter. 3/8"-16 hole and 1/4"-20 stud	
12-165				Kit: Sonde 14-169 and Adapter 9-169	
N/A	N/A	16-169	Flexible Spring Tip	Guides rod through bends, sweeps, misalignments & wires; Increases contact with pipe on lead end of rod to improve overall signal strength	
9-25-12ST	9-25-12ST	N/A	12" Stinger	Guides rod through bends, sweeps and misalignments	
9-25-24ST	9-25-24ST	N/A	24" Stinger		
9-139	9-139	16-160	Swivel Eye	Attaches pull line to rod	
13-146	12-146	16-146	End Ferrule Kit	End Ferrule, Adhesive, Emery Cloth	
13-140	12-140	16-140	Splice Kit	Splice Ferrule, Adhesive, Emery Cloth	
11-AWK	11A-AWK	N/A	All Terrain Wheels	All Terrain Wheels Kit. Does not fit 12-516 models and 16-14 models.	



All Terrain Wheels Kit Includes Shaft, Spacers, Wheels, Lock Collars, And Hex Wrench

16-14 And 12-516 Models Not Compatible With All Terrain Wheels

Sonde and Adapters

Increase the capability of Jameson Buddy Rodders and Duct Hunters
See Page 11



Trace Small Conduit or Pipes

Connecting a signal transmitter to the Duct Hunter™ energizes the unit with a specific frequency. When the energized Duct Hunter™ rod is pushed into pipe, the signal radiates outward to the surface.

A signal receiver detects the frequency applied to the Duct Hunter™, allowing the pipe to be traced inside walls, floors or underground.

- Locate Fiber Optic Cables In Plastic Pipe Without Tracer Wire
- Fiber To The Home Applications - Locate Fiber Optic Micro-Duct
- Plumbing Applications - Fiberglass Will Not Rust
- Trace Sewer Laterals To Avoid Cross Bores
- Handle And Lightweight Frame For Easy Transport
- 3/16" Rod Has 2.5" Bend Radius - 1/8" Rod Has 2.0" Bend Radius
- 1/8" and 3/16" Rod End Ferrule - #1/4-20 Thread
- Includes Accessory Kit
- Dimensions: 22" X 17" X 7"

3/16" Mini Duct Hunter Can Be Used In Sewer Laterals Up To 4" Diameter For Preventing Cross-Bores.



Duct Hunter	Rod Diameter	Length	Recommended Conduit Size
15-316-100	3/16"	100'	1/2" - 1-1/2"
15-316-150	3/16"	150'	1/2" - 1-1/2"
15-316-200	3/16"	200'	1/2" - 1-1/2"
15-316-250	3/16"	250'	1/2" - 1-1/2"
15-316-300	3/16"	300'	1/2" - 1-1/2"
15-18-100	1/8"	100'	1/2" - 1"
15-18-150	1/8"	150'	1/2" - 1"
15-18-200	1/8"	200'	1/2" - 1"



Accessory Kit Mounts on Canister's Frame For Easy Access

Mini Duct Hunter Accessories	
15-163	Flexible Leader with Ball Tip -Guides rod around bends, sweeps, misalignments and wires. Fits 1/8" and 3/16" Rod
15-146	3/16" End Ferrule Repair Kit - End Ferrule, Adhesive, Emery Cloth
15-140	3/16" Splice Repair Kit - Splice Ferrule, Adhesive, Shrink Tube, Emery Cloth
15-160	Pulling Eye - Attaches to end fitting of rod so pull line can be attached to rod. Fits 1/8" and 3/16" Rod
15-168	Sonde Adapter
15-18-146	1/8" End Ferrule Repair Kit - End Ferrule, Adhesive, Emery Cloth
15-18-140	1/8" Splice Repair Kit - Splice Ferrule, Adhesive, Shrink Tube, Emery Cloth
15-316-AK	3/16" Accessory Kit: Flexible Spring Leader Tip, End Ferrule, Splice Ferrule, Pulling Eye, Adhesive, Emery Cloth, Canvas Pouch
15-18-AK	1/8" Accessory Kit: Flexible Spring Leader Tip, End Ferrule, Splice Ferrule, Pulling Eye, Adhesive, Emery Cloth, Canvas Pouch

Sonde And Rodder Combination To Locate Underground Pipe



Sonde #14-169

Use Sonde with Jameson Buddy® Rodders and Fish Tapes or Duct Hunter™ Traceable Rodders to locate in underground pipes or conduit. Adapters attach rod to sonde.

Trace continuous length of Duct Hunter, then switch to 512 Hz frequency to pinpoint sonde only.

Or, use the Sonde with any standard Jameson Buddy rodder.

The heavy duty flexible chain adapter is recommended for best flexibility and durability.

Buddy or Duct Hunter	Rod Diameter	Thread Pitch of Male End Ferrule	Solid Adapter	Flexible Chain Adapter
Wee Buddy	1/8"	#10-32	N/A	N/A
Little Buddy	3/16"	#12-24	10-170	N/A
Easy Buddy	1/4"	5/16"-18	6-170	6-169
Good Buddy	3/8"	3/8"-16	9-170	9-169
Good Buddy II	3/8"	3/8"-16	9-170	9-169
Good Buddy III	3/8"	3/8"-16	9-170	9-169
Big Buddy	1/2"	3/8"-16	9-170	9-169
Mega Buddy	1/2"	3/8"-16	9-170	9-169
Mini Duct Hunter	1/8"	1/4"-20	None required	
Mini Duct Hunter	3/16"	1/4"-20	None required	
Duct Hunter	1/4"	1/4"-20	None required	16-168*
Duct Hunter	5/16"	3/8"-16	9-170	9-169
Duct Hunter	7/16"	3/8"-16		



9-171 Flexible Adapter with Roller Guide

Guides rod through bends in pipe and helps prevent breaking end of rod when inserting into pipe. Fits 3/8", 1/2", 5/16", 7/16"



12-165 Kit: Adapter 9-169 & Sonde 14-169

Adapter Part Number	Side A	Side B	Description	
10-170	#12-24 hole	1/4"-20 stud	Fits Jameson 14-169 sonde, and any sonde with 1/4"-20 hole	
6-169	6-170	5/16"-16 hole	1/4"-20 stud	Fits Jameson 14-169 sonde, and any sonde with 1/4"-20 hole
9-169	9-170	3/8"-16 hole	1/4"-20 stud	Fits Jameson 14-169 sonde, and any sonde with 1/4"-20 hole
16-168*		1/4"-20 hole	1/4"-20 stud	Fits Jameson 14-169 sonde, and any sonde with 1/4"-20 hole
6-169-M10	5/16"-18 hole	M10 hole	Heavy duty flexible chain, fits Radiodetection sondes with M10 stud	
9-169-M10	3/8"-16 hole	M10 hole	Heavy duty flexible chain, fits Radiodetection sondes with M10 stud	
15-165	1/4"-20 hole	M5 stud	Solid, fits Radiodetection sondes with M5 hole (model S6)	
15-166	1/4"-20 hole	M6 stud	Solid, fits Radiodetection sondes with M6 hole (model S9)	



Solid Adapter



Double Female Adapter



Heavy Duty Flexible Adapter




Field evaluated by GTI

Live Tracer For Gas Service Lines With Bullet Tip	
Fiberglass Rod On Reel with Stuffing Box And Accessory Kit	
15-316-100-GL	3/16" X 100' Live Tracer
15-316-150-GL	3/16" X 150' Live Tracer
15-316-200-GL	3/16" X 200' Live Tracer
15-316-250-GL	3/16" X 250' Live Tracer
15-316-300-GL	3/16" X 300' Live Tracer
15-316-325-GL	3/16" X 325' Live Tracer
15-18-150-GL	1/8" X 150' Live Tracer
15-18-300-GL	1/8" X 300' Live Tracer
Live Tracer For Gas Service Lines With Flexible Tip	
Navigates difficult transitions & stab fittings; guides rod through Lyco fittings in 1/2" pipe	
15-18-150-GLFT	1/8" X 150' with Flexible Tip
15-18-300-GLFT	1/8" X 300' with Flexible Tip
Replacement Parts	
15-316-SB-KIT	Accessory Kit with Stuffing Box, 3/16" rod
15-SB	Stuffing Box 3/16", 3 Screws, 6 O-Rings
15-146-GW	Bullet Tip Repair Kit for 3/16" rod
15-146-GW-T	Tapered Tip for 3/16" rod
15-170-GW	O-Ring, 3/16", 12 Pack
15-WIPE	Lubricated Wipes
15-18-SB-KIT	Accessory Kit with Stuffing Box for 1/8" Rod
15-18-SB	Stuffing Box, 1/8" rod
15-18-146-GW	Bullet Tip Repair for 1/8" rod
15-18-168	Flexible Tip for 1/8" Live Tracer. Navigates difficult transitions and stab fittings; guides rod through Lyco fittings in 1/2" pipe. Stainless Steel.
15-18-170-GW	O-Rings, 1/8", 12-Pack

Traceable Rodder Locates Live Plastic Gas Service Lines From Meter To Main

- Stuffing Box attaches to any riser (3/4" NPT)
- No blow-by while feeding rod into live service up to 125 PSI
- Small bullet tip guides rod from riser to service transition
- Use with transmitter & receiver to trace gas service from above ground
- Available with 1/8" rod to get past 90° elbow
- Dimensions: 22" X 17" X 7"

**No Blow By
To 125 PSI**



Accessory Kit Included with Live Tracer
Canvas Storage Bag, Stuffing Box, 3 Screws, 6 O-Rings, Rod Lubricant, Hex Key Driver, Adhesive, Replacement Bullet Tip, Grounding Cable with Clips



Traceable Rodder Locates Live Gas Mains With Insertion Tee For No Blow By

Use the Jameson Live Tracer™ Traceable Rodder with an electrofusion insertion tee to locate live gas mains with no blow by.

Connect transmitter to Live Tracer to energize unit with specific frequency. When energized rod is pushed into pipe, signal radiates out to surface where a receiver detects frequency.

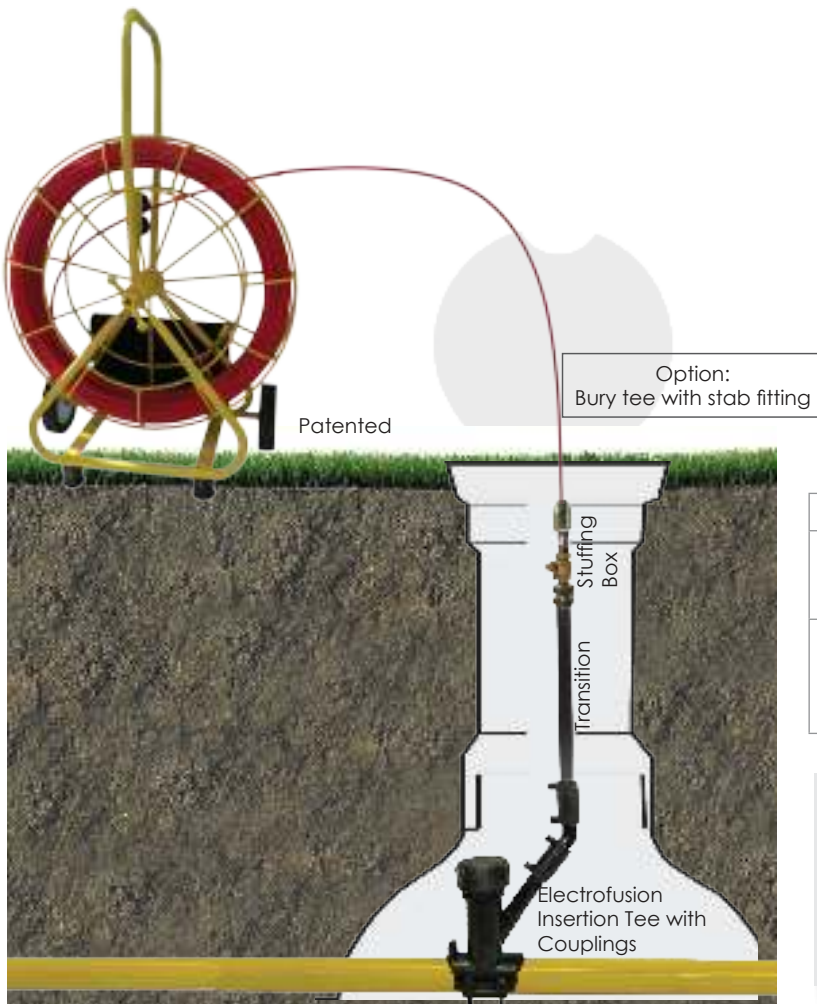
The entire buried pipe can be traced and marked continuously from above ground by one man without digging.

**No Blow By
To 125 PSI**

- No Blow-By While Feeding Rod Into Live Main up to 125 PSI
- Trace Main From Above Ground With Transmitter & Receiver
- Less Disruption To Roads And Landscapes
- Minimal Pavement Breakage, Excavation And Restoration
- **Now Available With Rod Marked In 5' Increments**



Live Tracer



Live Tracer Traceable Rodders With Accessory Kit	
16-14-600-GL	Live Tracer for Gas Main with 1/4" X 600' Fiberglass Rod/Tracer Wire, Stuffing Box, Accessory Kit
16-14-600M-GL	Live Tracer for Gas Main with 1/4" X 600' Fiberglass Rod/Tracer Wire, Stuffing Box, Accessory Kit Rod marked in 5' increments

Insertion Tees For 2", 4", 6" Gas Mains

- Attach Stuffing Box To Electro-Fusion Insertion Tap Tee (*PATENTED*)
- Insert Traceable Rod Into Main
- Use Transmitter And Receiver To Trace Main From Above Ground

Accessories For Gas Main Live Tracer



Live Tracer Accessories	
16-14-SB-KIT	Accessory Kit: Stuffing Box, Grounding Cable With Clips, O-Rings, Adhesive, Rod Lubricant, Hex Key Driver, End Ferrule, Spring Leader, Canvas Storage Bag. <i>Included with Live Tracer.</i>
16-2-TEE	2" IPS Electrofusion Insertion Tapping Tee with 1" IPS Port (4.7 mm resistor terminals)
16-4-TEE	4" IPS Electrofusion Insertion Tapping Tee
16-6-TEE	6" IPS Electrofusion Insertion Tapping Tee
16-1HSCR	Hand Scraper - Prepares Pipe for Electrofusion
16-RSCR	2" IPS Rotary Scraper - Prepares Pipe for Electrofusion
16-1PSCR	1" Poly Peeler with Second Mandrel for Tee Outlet - Prepares 1" Pipe (PUP)
16-TC	HVTT Test Cap
16-TCG	HVTT Test Cap with Gauge
16-HVTAP	HV Tap Tool
16-HVTR	HVTT Tool - Required When Using 45° Elbow on Tee Outlet. Drive size 1/2" <i>Does not include handle.</i>
16-CW	HVTT Cap Wrench
16-146	End Ferrule Repair Kit for 1/4" Gas Tracer
16-169	Flexible Spring Leader (included with Live Tracer)
16-170	O-Ring Replacements, 10 ct.
16-SB	Stuffing Box with 3 Screws, 6 O-Rings for 1/4" Rod
15-WIPE	Lubricating Wipes - Feeding Rod into Stuffing Box
16-PROC	Electrofusion Processor
16-EFC-1	1" IPS Electrofusion Coupling (4.7 mm resistor terminals)
16-B7105	1" X 24" IPS, PE4710 Bronze Male Thread Transition, DR11
16-B7110	1" X 24" CTS, PE4710 Bronze Male Tread Transition, .101" wall
16-1IPSXCTS-EFC	1" IPS to CTS EF Coupling (4.7 mm resistor terminals)
16-1IPSXCTS-CLAMP	Coupling Clamp 1" IPS to 1" CTS
16-1525-CLAMP	1" IPS Clamp For EF Coupler
16-45ELB	45° Elbow, 1" IPS





Vertical Insertion Of Rods And Cameras

The Jameson Directional Tool enables vertical insertion of tracer rods and cameras into live gas mains, facilitating the difficult first bend at entry.

- Works on live mains with no blow by
- Compatible with keyhole procedures (fits 24" minimum keyhole)
- Works on mains as small as 2"
- Rotates 360° to insert in either direction
- Optimized for use with Jameson's 1/4" Live Tracer For Gas Mains
- Fits most camera heads 1-3/8" diameter or smaller (*verify before use*)
- Works with commercially available saddles, valves and tap tools
- Works on PVC, PE, Steel and Ductile Iron Mains

**No Blow By
To 125 PSI**

Directional Entry Tool with Hard Case	16-DT-2-C
Weight, Tool Only	21.5 lbs.
Weight In Case	50 lbs.
Tool Dimensions	40.5 x 11 x 9.5 in.
Case Dimensions	42 x 13 x 12 in.
Thread size	2" NPT
Pressure Rating	125 psi

Contact our customer service department for more details on compatible tools and accessories
customerservice@jamesonllc.com



Live Tracer

Trace And Inspect Live Gas Mains

Developed by GTI
 Commercialized by Jameson LLC





Traceable Rodder Locates Live Water Lines From Meter To Main

Traceable rodder features fiberglass rod with tracer wire and Stuffing Box that does not leak water up to 125 PSI.

Use with transmitter and receiver to trace service lines from the customer's meter to the main water line or to the home.

- Locate any plastic pipe without a tracer wire
- Trace 1/2" to 1" water lines
- Stuffing box can be attached to the yoke, which holds the meter, with an adapter.

Includes Accessory Kit

125 PSI Rating



**Accessory Kit
Included with Live Tracer**

Canvas Bag, Stuffing Box, 3 Screws, 6 O-Rings, Rod Lubricant, Hex Key Driver, Adhesive, Replacement Bullet Tip



Stuffing Box



Traceable Rod

Stuffing Box



Elbow Application

Part Number	Live Tracer and Accessories
15-316-100-WL	3/16" X 100' Water Tracer Kit
15-316-150-WL	3/16" X 150' Water Tracer Kit
15-316-200-WL	3/16" X 200' Water Tracer Kit
15-316-250-WL	3/16" X 250' Water Tracer Kit
15-316-300-WL	3/16" X 300' Water Tracer Kit
15-18-150-WL	1/8" X 150' Water Tracer Kit
15-18-300-WL	1/8" X 300' Water Tracer Kit
12-SB	Stuffing Box for 5/16" Rod With 3 Screws, 6 O-Rings
15-SB	Stuffing Box for 3/16" With 3 Screws, 6 O-Rings
15-WIPE	Lubricated Wipes
15-146-GW	Bullet Tip Repair Kit
15-146-GW-T	Tapered Bullet Tip Repair Kit
15-170-GW	O-Ring, 12 Pack for 15-SB
16-170-516	O-Ring, 10 Pack for 12-SB
15-172	Cap Screw for Stuffing Box, 3-Pack

Locating Water Mains With The Duct Hunter® Traceable Rodder



Trace Live Main Water Mains Including A/C Pipe

Attach 5/16" Stuffing Box (12-SB) To 1" Corp Stop
 Insert 5/16" Diameter Duct Hunter Rod

- Trace To Depths Up To 10'
- Locate Sewer Laterals To Confirm No Cross Bore Has Occurred
- Locate Ductile Iron, Plastic, Tile Or Concrete Pipe
- Rod's Ferrule Attaches To Sonde, Roller Guide Or Pulling Eye



12-SB	Stuffing Box for 5/16" Rod with 3 Screws, 6 O-Rings
-------	---

Duct Hunter Part Number	Diameter & Length	Conduit Size
12-516-300M	5/16" X 300'	2" - 4"
12-516-400M	5/16" X 400'	2" - 4"
12A-516-500M	5/16" X 500'	2" - 4"
12A-516-600M	5/16" X 600'	2" - 4"
12A-516-700M	5/16" X 700'	2" - 4"
12A-516-800M	5/16" X 800'	2" - 4"
12A-516-1200M	5/16" X 1200'	2" - 4"

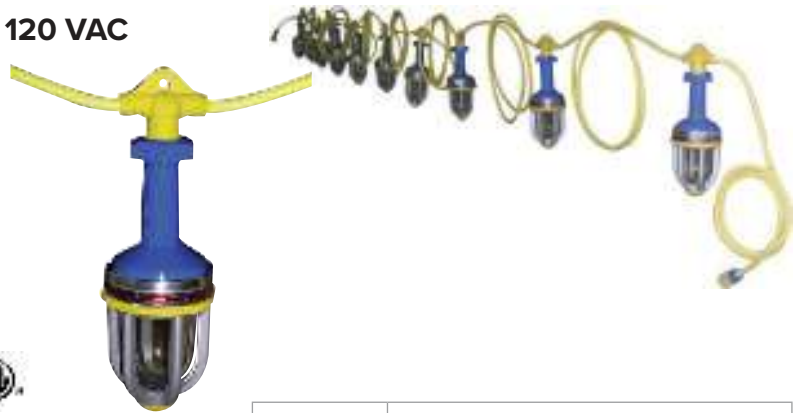
See The Full Line Of
 Duct Hunter Traceable Rodders
 With 1/4", 5/16" and 7/16" Diameter Rods On Pages 8-9

Hazardous Location Lights For Combustile Atmospheres

Oil And Gas Refineries, Pipeline Repairs, Gas Distribution Centers, Paint Booths, Underground Coal Mines, Paper And Textile Production, Grain Handling And Storage

LED Explosion Proof String Lights - 55 Watt, 120 VAC

- Each Light Is Less Than 16" Overall Drop Length
- Rubber Nose Reduces Overhead Bump Hazards
- All Weather Use – Nema 3R And 4X Rated
- Rubberized Heavy Duty Cord #12/3 SEOW
- Classified And Rated For Class 1 & 2, Div 1 & 2, Groups C, D, F & G
- Complies With Standard(s) For Electric Luminaries For Use In Hazardous Locations (CAN/CSA-C22.2 No. 137)



Watts	55
Voltage	120 VAC
Lumens	750 Per Light
Light Spacing	10'

Part Number	Description
37-12350	Explosion Proof String Light, 5 Lights, 50' String
37-123100	Explosion Proof String Light, 10 Lights, 100' String

LED Explosion Proof String Lights - 75 Watt, 12 Volt

- 5 Lights On String
- Aluminum Housing And Cage
- Tempered Glass Dome
- Classified And Rated For Class 1 & 2, Div 1 & 2, Groups C, D, F & G
- T-3 Rating



Watts	75
Voltage	12 VDC
Lumens	750 Per Light
Light Spacing	10'

Transformer For Use with 12 Volt String Light

- Steps Down 120V To 12V
- .50 kVa
- Nema 3R Metal Enclosure
- Aluminum Carry Handle
- 6' 14/3 Seow Cord, 1447 Straight Blade Plug
- 36 Lbs.



Part Number	Description
37-SLDWXP5	Explosion Proof String Light, 12 Volt, 5 Lights, 50' String
37-TFBSL5	Transformer for 12 Volt String Light

LED Explosion Proof Drop Light

Single, Portable Light With Hanging Hook

- Single Light
- 11 Watts, 120VAC
- Convenient Hanging Hook
- All Weather Use – Nema 3R And 4X Rated
- Classified And Rated For Class 1 & 2, Div 1 & 2, Groups C, D, F & G
- Complies With Requirements Of Standard(S) For Electric Luminaries For Use In Hazardous Locations (CAN/CSA-C22.2 No. 137)



Part Number	Description
37-2625	Explosion Proof Drop Light, 25' Cord
37-2635	Explosion Proof Drop Light, 35' Cord
37-2650	Explosion Proof Drop Light, 50' Cord
37-2675	Explosion Proof Drop Light, 75' Cord
37-26100	Explosion Proof Drop Light, 100' Cord

LED Explosion Proof Dive Light

Pocket-Size Explosion Proof Light Is Rated To 600' Of Pressure.

- Explosion-Proof, Rated Class 1, Div 1, Groups A-F
 - Suitable For The Harsh Environments, Including Underwater
 - Aircraft-Grade Aluminum Head; Mil-Spec Pom Resin Body
 - Cree LED Q5 Chip With Reflector
 - Triple Seals On Light Head
- 3 AA Batteries Required (not included)



Part Number	Description
37-1001XP	Explosion Proof Dive Light

Lumens for 1-2 Hours	270
Lumens for 3-5 Hours	180
Lumens for 5-72 Hours	Decreasing to 80
Weight	3.53 oz.
Dimensions	6.3" X 1.57" Diameter
Kelvin Color Temp	5500 +/- 500 k
Operating Temp	40° F to 140° F

LED Explosion Proof Flood Light

- Marine grade cast aluminum shell, cover and sealed fittings.
- Yellow thermoset powder coat.
- 3/4 inch thick tempered glass lens


Light Specifications	
Lumens	2540
Ambient Operating Temperature	-20°C to +40°C
Cord	50'
Wattage	39
Certifications	Class 1 Division 1, Groups C&D Class 1 Division 2, Groups A, B, C&D Class II Division 1&2, Groups F&G Class III Division 1&2 T6 Rating
Dimensions (Light Only)	9.4" X 9.4" X 9.2"
Tripod Specifications	
Materials	Powder Coated Aluminum
Height	5' to 10' (Collapsed-Extended)
Base Width	13" - 58" (Collapsed-Extended)
Folded Dimensions	59.0" X 13.0" X 13.0"



Part Number	Description
37-WA-39W-BL	Explosion Proof Flood Light with Tripod

Inductive Clamp Adapter

Adapter snaps into female ferrule of Jameson extension or base pole for use with inductive clamp.





800.346.1956

www.SpartacoGroup.com

